



WE
SECURE
THE
FUTURE

CHECK POINT APPLIANCES

2015

TABLE OF CONTENTS

- 03 INTRODUCTION
- 04 CHECK POINT GAIA—A UNIFIED SECURE OPERATING SYSTEM
- 05 ABOUT SECURITYPOWER
- 06 NEXT GENERATION SECURITY SOLUTIONS
- 07 600 APPLIANCES
- 08 1100 APPLIANCES
- 09 2200 APPLIANCE
- 10 4000 APPLIANCES
- 11 12000 APPLIANCES
- 12 13000 APPLIANCE
- 13 21000 APPLIANCES
- 14 41000 AND 61000 SECURITY SYSTEMS
- 15 VIRTUAL SYSTEMS
- 16 RUGGED APPLIANCES
- 17 DDOS PROTECTOR
- 18 SMART-1 APPLIANCES
- 20 APPLIANCE KITS AND PACKAGING
- 28 APPLIANCE ACCESSORIES
- 36 APPLIANCE SPECIFICATIONS

INTRODUCTION

In today's enterprise networks, the security gateway is more than a firewall—it is a security device presented with an ever-increasing number of sophisticated threats. As an enterprise security gateway it must use multiple technologies to control network access, detect sophisticated attacks and provide additional security capabilities like data loss prevention, protection from web-based threats and securing the increasing number of mobile devices such as the iPhone and Tablets in enterprise networks. These increased threats and security capabilities demand greater performance and versatility from the security appliances.

Empowered by Check Point GAiA, the next-generation security operating system, the Check Point Appliances combine high performance multi-core capabilities with fast networking technologies—providing the highest level of security for your data, network and employees. Optimized for the extensible Software Blades Architecture, each appliance is capable of running any combination of Software Blades—including Firewall, IPsec VPN, IPS, Application Control, Mobile Access, DLP, URL Filtering, Anti-Bot, Antivirus, Anti-spam, Identity Awareness and Advanced Networking & Clustering—providing the flexibility and the precise level of security for any business at every network location. By consolidating multiple security technologies into a single security gateway, these appliances are designed to deliver advanced and integrated security solutions to meet all of your business security needs.

CHECK POINT SECURITY GATEWAY APPLIANCES

Check Point offers the following appliance models to effectively deliver comprehensive security applications:

- **600 Appliances**—The Check Point 600 Appliances offer a simple, affordable, all-in-one security solution to protect small office employees, networks and data from cyber-theft.
- **1100 Appliances**—The Check Point 1100 Appliances extend enterprise Software Blade security to remote branch offices in a simple, affordable and easy to manage solution.
- **2200 Appliance**—The Check Point 2200 is a multi-core enterprise security solution for branch and small offices in a compact desktop package.
- **4000 Appliances**—The Check Point 4000 Appliances are enterprise-grade security appliances in a compact 1U form factor that deliver superior performance for their class.
- **12000 Appliances**—Check Point 12000 Appliances deliver maximum security in high-performance data center environments.
- **13000 Appliances**—Check Point 13000 Appliances deliver industry leading multi-layer threat prevention performance for data centers and large enterprises.
- **21000 Appliances**—The Check Point 21000 Appliances offer high port density, low latency and acceleration options for data centers large enterprises.
- **41000 and 61000 Security Systems**—The Check Point bladed hardware architecture provides scalable performance for data centers and telecommunication companies. Each blade is equivalent to an independent server or appliance, and contains dedicated resources for the Software Blades. Bladed hardware platforms deliver built-in fail-over and load-balancing utilities, as well as an increase in system performance.
- **Virtual Systems**—is the next-generation virtualized security that delivers multi-layered protection with the latest Software Blades for physical and cloud network environments. Virtual Systems allows enterprises, data centers and service providers to consolidate up to 250 security gateways with Firewall, VPN, ID Awareness, IPS, Application Control, URL Filtering, Antivirus, Anti-Bot and Mobile Access on a single device.

CHECK POINT GAI A—A UNIFIED SECURE OPERATING SYSTEM

GREATER EFFICIENCY WITH NATIVE IPV6 SECURITY POWERED BY A 64-BIT OS

Check Point GAI A™ is the next generation Secure Operating System for all Check Point Appliances, Open Servers and Virtualized Gateways. GAI A combines the best features from IPSO and SecurePlatform (SPLAT) into a single unified OS providing greater efficiency and robust performance. By upgrading to GAI A, customers will benefit from highly efficient 64-bit OS, improved appliance connection capacity and streamlined operational process. With GAI A, customers will gain the ability to leverage the full breadth and power of all Check Point Software Blades. GAI A secures IPv4 and IPv6 networks utilizing the Check Point Acceleration & Clustering technology and it protects the most complex network environments by supporting 5 different dynamic routing protocols.

GAI A simplifies management with segregation of duties among users with different privileges by enabling role-based administration. Furthermore, GAI A greatly increases operation efficiency by offering Automatic Software Update. The intuitive and feature-rich Web interface allows for search of any command or property in a second. GAI A has full compatibility with IPSO and SPLAT command line interface making it an easy transition for existing Check Point customers.

ABOUT SECURITYPOWER

THE NEW WAY TO MEASURE THE REAL POWER OF SECURITY APPLIANCES

Until now, choosing the right security appliance for a specific deployment situation has been a challenging task. Organizations can have vastly different requirements in securing their computing environments: network size, required throughput, desired security functions, ability to handle future growth and allotted budget are all significant components of the decision process. Furthermore, system vendors often advertise their system performance numbers measured under firewall security only, with a single firewall policy, and in a specific lab network environment. Appliance performances in real-world network traffic vary significantly from the results obtained in this simplified lab condition. So, the task of selecting the right appliance for your deployment can be an elusive one.

Check Point **SecurityPower** addresses the challenges of selecting the appropriate appliances for your specific needs. It is a new metric that allows customers to select security appliances by their capability to handle multiple security functions and a typical security policy in real-world network traffic. Each appliance has a SecurityPower capacity that represents its performance while running multiple advanced security functions with a typical security policy.

SecurityPower capacity is determined by integrating multiple appliance performance measurements based on a real-world network traffic mix—which resulted from extensive traffic analysis of a large number of Check Point customers. Different combinations of advanced security functions including firewall, IPS, application control, antivirus/anti-malware, URL filtering, and data loss prevention are applied to the traffic in conjunction with a realistic security policy that includes 100 firewall rules, logging of all connections, NAT, a strong IPS protection profile, and up-to-date antivirus signatures. You will be able to measure your specific security requirements in terms of SecurityPower capacity required, and then, compare it against the SecurityPower capacity of each appliance—making your appliance selection process simple.

SecurityPower is a revolutionary new metric that specifies the true performance and capabilities of security appliances in real-world deployment scenarios. Using SecurityPower as a benchmark, customers can—for the first time—easily determine which security appliances can best support the current and future network protection needs with their specific requirements. Selecting the right security appliance no longer has to be a risky guesswork. SecurityPower offers a systematic and scientific way to calculate and determine which appliance is the most appropriate choice for a targeted security deployment.



SecurityPower

NEXT GENERATION SECURITY

ALL-INCLUSIVE SOFTWARE BLADE PACKAGES

OVERVIEW

Check Point Appliances are offered as complete and consolidated security solutions—available in five software packages that provide up-to-date and extensible security protection.

All Check Point Appliances include five perpetual Security Gateway Software Blades: Firewall, IPsec VPN, Identity Awareness, Advanced Networking & Clustering and Mobile Access (for 5 users). In addition most appliances include a Security Management Software Blade Container license to manage up to two gateways with the Network Policy Management and Logging & Status Software Blades. Choose an appliance with one of the four Next Generation Software Blade Packages below for a complete and consolidated security solution.



Next Generation Firewall (NGFW): identify and control applications by user and scan content to stop threats—with IPS and Application Control.



Next Generation Threat Prevention (NGTP): apply multiple layers of protection to prevent sophisticated cyber-threats—with IPS, Application Control, Antivirus, Anti-Bot, URL Filtering and Email Security.



Next Generation Threat Extraction (NGTX): advanced next-gen zero-day threat prevention, NGTP with Threat Emulation and Threat Extraction



Secure Web Gateway (SWG): enables secure use of Web 2.0 with real time multi-layered protection against web-borne malware—with Application Control, URL Filtering, Antivirus and SmartEvent.



Next Generation Data Protection (NGDP): preemptively protect sensitive information from unintentional loss, educate users on proper data handling policies and empower them to remediate incidents in real-time—with IPS, Application Control and DLP.

600 APPLIANCES

ENTERPRISE STRENGTH SECURITY FOR SMALL BUSINESSES



OVERVIEW

As small businesses rely more and more on the Internet to conduct business, they also face more threats to their network, computers and data. With a lack of IT security knowledge and resources, maintaining a high level of security to combat these threats is a challenge. Today's small businesses need a simple, yet comprehensive security solution to secure their assets and minimize the risks of a data breach. The Check Point **600 Appliances** deliver enterprise-grade security in a simple, affordable, all-in-one security solution to protect small business employees, networks and data from cyber-theft.

This one device offers integrated, multi-layered security; Firewall, VPN, IPS, Antivirus, Application Visibility & Control, URL Filtering and Email Security—all in a quiet, compact desktop form-factor. The Check Point **600 Appliance** family includes a simple, yet comprehensive web-based local management interface for setting and monitoring security. With the first time configuration wizard and pre-defined security policies; setup is done in minutes, even by non-IT professionals. To simplify your management further, choose the Cloud-based Managed Security option. This innovative service offers small businesses the choice of a full Managed Security service for a small monthly fee, freeing them to focus on their core business and leaving Security Management and Network Protection to security professionals. A wide variety of network interface options are available including 1GbE Ethernet ports, 802.11b/g/n Wi-Fi, ADSL2, 3G and 4G wireless connections. With a maximum of 1.5 Gbps of firewall throughput and 100 Mbps of IPS throughput, the **600 Appliance** has the performance that small businesses need to stay connected and secure.

ALL-INCLUSIVE SECURITY



All-Inclusive Security Next Generation Threat Prevention (NGTP): apply multiple layers of protection to prevent sophisticated cyber-threats—with IPS, Application Control, Antivirus, Anti-Bot, URL Filtering and Email Security.

BENEFITS

- Protect your employees and your data
- Setup security for your business in minutes with easy & intuitive web-based management
- Trust the experts with the cloud-based security management option
- One stop shop for connectivity and security
- Create multiple wireless access networks, enabling guest access to the Internet while limiting access to the corporate network

For more information: www.checkpoint.com/smb/600-appliance.html

1100 APPLIANCE

BIG SECURITY FOR SMALL BRANCH OFFICES



1100 APPLIANCE

1100 APPLIANCE
(WIRELESS OPTION)

OVERVIEW

Enforcing consistent network security throughout an enterprise is challenging when the enterprise border extends to remote and branch offices where there are a few users with little to no IT expertise. Remote and branch offices require the same level of protection to form a unified and total defense against potential threats. The Check Point **1100 Appliances** are a simple, affordable and easy to deploy all-in-one solutions for delivering industry leading security to protect the weakest link in your enterprise network —the remote branch offices.

You can fight against cyber threats with Check Point Threat Prevention Software Blades. Check Point's award-winning Next Generation Firewall can now protect your entire network—from the headquarters to the remote offices. The **1100 Appliances** are ideal for small offices with from one to one hundred employees. A wide variety of network interface options are available including 1GbE Ethernet ports, 802.11b/g/n WiFi, ADSL2, 3G and 4G wireless connections. These compact desktop appliances deliver outstanding performance of 1.5 Gbps firewall and 220 Mbps of VPN throughput. For local management and support in a small office environment, an easy and intuitive web-based local management interface is available. Enterprises who want to manage security from a central office can leverage Check Point Security Management or Multi-Domain Security Management to remotely manage and apply a consistent security policy to hundreds of devices across the field offices.



ALL-INCLUSIVE SECURITY

All-Inclusive Security Next Generation Threat Prevention (NGTP): apply multiple layers of protection to prevent sophisticated cyber-threats—with IPS, Application Control, Antivirus, Anti-Bot, URL Filtering and Email Security.

BENEFITS

- Extend enterprise-class security to the small branch offices
- Up to 1.5Gbps of large packet firewall performance
- A lot of value for an affordable price
- Consistent security policy across the entire organization
- Simple deployment without the need for corporate IT staff
- Simple day-to-day maintenance and operations powered by the Embedded GAIa OS

For more information: www.checkpoint.com/products/1100-appliances/index.html

2200 APPLIANCE

ENTERPRISE SECURITY FOR BRANCH OFFICES



2200 APPLIANCE

OVERVIEW

Seamless security requires protection not only in the main corporate networks; it also requires the same level of protection for remote and branch offices—to form a unified and total defense against potential threats. The Check Point is an ideal solution for delivering security for small offices and branch offices.

The offers enterprise-grade security with leading price/performance in a compact desktop form factor. Its multi-core technology, six 1 Gigabit Ethernet ports and the full support of the Software Blade Architecture delivers a natural extension of corporate security to remote locations. Despite its small form factor, this powerful appliance provides a respectable 121 SecurityPower units, with 1.4 Gbps of real-life firewall throughput and 150 Mbps of real-life IPS throughput. Pre-configured in one of four Software Blade bundles, the provides an effective and affordable security solution in an all-in-one package. Additional blades can be added to further extend and customize protection options.

ALL-INCLUSIVE SECURITY PACKAGES



NEXT GENERATION
FIREWALL



NEXT GENERATION
THREAT PREVENTION



NEXT GENERATION
THREAT EXTRACTION



NEXT GENERATION
DATA PROTECTION

BENEFITS

- Powerful all-in-one security in a compact desktop form factor
- Consolidate small/remote office security in a single appliance
- Proven security trusted by 100% of the Fortune 100
- Local management console for quick and simple deployment
- Centralized management from anywhere in the network

For more information: www.checkpoint.com/products/2000-appliances

4000 APPLIANCES

ENTERPRISE SECURITY, FLEXIBLE NETWORK OPTIONS



OVERVIEW

With an ever-increasing number of evolving threats, today's security gateway needs to be more than just a firewall—it must use multiple technologies to control network access, detect and mitigate sophisticated attacks, and provide additional security capabilities such as data loss prevention and protection from Web-based threats.

The Check Point **4000 Appliances** combine fast networking technology with high-performance multi-core capabilities—delivering exceptional multi-layered security protection without compromising on performance. The **4000 Appliances** pack a maximum of 16 1 Gigabit Ethernet ports, redundant hot-swappable power supplies and an optional out-of-band LOM module into a compact 1U rack mountable form-factor. Supporting up to 5.8 Gbps of real-life firewall throughput, 1.1 Gbps of real-life IPS throughput and 673 SecurityPower™ unit (SPU) rating, these appliances offer the best performance for its class.

Security decisions no longer have to be a choice between features and performance. With the Check Point **4000 Appliances** and the extensible Software Blade Architecture, customers can be confident that the security solutions deployed will meet their protection needs and also match the performance requirements of the most demanding network environments.

ALL-INCLUSIVE SECURITY PACKAGES



NEXT GENERATION FIREWALL



NEXT GENERATION THREAT PREVENTION



NEXT GENERATION THREAT EXTRACTION



NEXT GENERATION SECURE WEB GATEWAY



NEXT GENERATION DATA PROTECTION

BENEFITS

- Superior performance for its class
- Compact 1U chassis for integrated security and security consolidation
- Reliable enterprise-class security appliance with multi-core technology
- Flexible network options with copper, fiber, 1GbE and 10GbE ports (4800 Appliance)
- Proven and extensible security securing the perimeter and segments of enterprise networks
- Simple deployment and centralized management from anywhere in the network
- Remote management with Lights-Out-Management (LOM, 4800 only)

For more information: www.checkpoint.com/products/4000-appliances

12000 APPLIANCES

HIGHLY AVAILABLE DATACENTER SECURITY



OVERVIEW

Leveraging its multi-core and acceleration technologies, the Check Point **12000 Appliances** deliver fast firewall throughput from 6.2 to 14 Gbps of real-life firewall throughput and from 1.28 to 3.58 Gbps of real-life IPS throughput. Optimized for the Software Blades Architecture, these appliances are designed for high performance and reliability for even the most demanding enterprise and datacenter network environments.

The 12000 Appliances provides superior price performance on key investment criteria such as price-per-port and price-per-GB, all in a smaller form factor than competing products. In either an one rack unit (1RU) or a two rack unit (2RU) form factor, the **12000 Appliances** deliver up to 2,050 SecurityPower Units (SPU) of real-world traffic processing power for unsurpassed performance of any security appliance in its class.

Business continuity and high serviceability are further ensured by redundant hot-swappable power supplies and hard disk drives, and an included Lights-Out-Management (LOM) module. With these and the high-availability features in the software, any potential service-interrupting failures can be avoided or quickly mitigated.

ALL-INCLUSIVE SECURITY PACKAGES



NEXT GENERATION FIREWALL




NEXT GENERATION THREAT PREVENTION



NEXT GENERATION THREAT EXTRACTION



NEXT GENERATION SECURE WEB GATEWAY



NEXT GENERATION DATA PROTECTION

BENEFITS

- Datacenter-grade security with attractive prices
- Flexible network options with high port density for a wide variety of network environments
- Best performing security appliances in its class
- Redundant hot-swappable components ensure business continuity
- Simple deployment and centralized management from anywhere in the network
- Remote management with Light-Out-Management (LOM)
- Available in a cost effective high performance package with 4x10G (SFP+) interfaces, transceivers and extended memory (12600 only)

For more information: www.checkpoint.com/products/12000-appliances

13000 APPLIANCES

HIGH DATACENTER CYBER-SECURITY PERFORMANCE



13800 APPLIANCE



13500 APPLIANCE

OVERVIEW

Leveraging multi-core and acceleration technologies, the Check Point **13500 and 13800 Appliances** deliver firewall throughput of 23.6 and 27.2 Gbps and IPS throughput of 5.7 and 6.4 Gbps respectively in real-life environments. Optimized for the Software Blades Architecture, these appliances are designed for high performance and reliability for even the most demanding enterprise and datacenter network environments.

The **13000 Appliances** provide superior price performance on key investment criteria such as price-per-port and price-per-GB, all in a smaller form factor than competing products. The **13500 and 13800 Appliances** respectively deliver 3,200 and 3,800 SecurityPower Units (SPU) of real-world traffic processing power for unsurpassed performance of any security appliance in its class.

Business continuity and high serviceability are further ensured by redundant hot-swappable power supplies, fans and hard disk drives, and a Lights-Out-Management (LOM) module. With these and the high-availability features in the software, any potential service-interrupting failure can be avoided or quickly mitigated. Order the appliance with an AC or DC power option as needed to fit your data center requirements.

ALL-INCLUSIVE SECURITY PACKAGES



NEXT GENERATION FIREWALL




NEXT GENERATION THREAT PREVENTION



NEXT GENERATION THREAT EXTRACTION



NEXT GENERATION SECURE WEB GATEWAY



NEXT GENERATION DATA PROTECTION

BENEFITS

- Security of data center assets
- Modular, serviceable platform fits easily into complex networking environments
- High availability and redundant components eliminates down time
- Centralize control with unified security management and LOM
- Ideal for applications that require Next Generation security
- Available in a cost effective high performance package with 4x10G (SFP+) interfaces, transceivers and extended memory for maximum connection capacity

For more information: www.checkpoint.com/products/13000-appliances

21000 APPLIANCES

LOW LATENCY DATACENTER PERFORMANCE



21800 APPLIANCE



21700 APPLIANCES



21400 APPLIANCES

OVERVIEW

Leveraging its multi-core and acceleration technologies, the Check Point **21000 Appliances** support the industry's fastest firewall throughput of up-to 110 Gbps and IPS throughput of up to 9.9 Gbps. The 21000 is designed from the ground up for unmatched flexibility for even the most demanding enterprise and datacenter network environments.

The **21000 Appliances** provide superior price performance on key investment criteria such as price-per-port and price-per-GB, delivering the best performance in their class. This two rack unit (2RU) powerhouse delivers up to 78 Gbps of large packet throughput and supports a variety of copper, fiber, 1GbE and 10 GbE network connections. An optional Security Acceleration Module will boost performance to as much as 110 Gbps and 4,300 SecurityPower Units (SPU). Optional clustering and serviceable components frees administrators to perform transparent "rolling upgrades" in which nodes are gracefully removed from the cluster, upgraded, and reinserted, all without any disruption to services.

Available with the full suite of Check Point Software Blades, the **21000 Appliances** are extensible to include additional Blades as security needs grow. Automatic updates from Check Point turn the **21000 Appliances** into an active security solution that keeps your data, network and employees safe from the latest threats and exploits.

ALL-INCLUSIVE SECURITY PACKAGES



NEXT GENERATION FIREWALL




NEXT GENERATION THREAT PREVENTION



NEXT GENERATION THREAT EXTRACTION



NEXT GENERATION SECURE WEB GATEWAY



NEXT GENERATION DATA PROTECTION

BENEFITS

- Industry's most powerful security appliances in a compact 2U chassis
- Maximum security and performance for demanding data center environments
- High port density fits easily into highly segmented network environments
- High availability and serviceability for optimal reliability
- Simple deployment and management from anywhere in the network
- Remote management with Lights-Out-Management (LOM)
- Ultra-low sub-5µs latency with Security Acceleration Module
- Available in a cost effective high performance package with 4x10G (SFP+) interfaces, transceivers and extended memory for maximum connection capacity

For more information: www.checkpoint.com/products/21000-appliances

41000 AND 61000 SECURITY SYSTEMS

SCALABLE MULTI-BLADE PERFORMANCE



41000 AND 61000 SECURITY SYSTEMS

OVERVIEW

When it comes to protecting the most demanding network environments of data centers, telecommunication and cloud service providers, security and performance are two critical factors that cannot be compromised. The multi-blade hardware and software architecture in the **41000 and 61000 Security Systems** is ideal for these environments. The platform provides scalable firewall throughput from 40 to 400 Gbps and from 3,200 to 33,000 SecurityPower Units across one to twelve Security Gateway Modules (SGM) in a platform that is capable of 1 Tbps. The system supports up-to 210 million concurrent connections and 3 million sessions per second—bringing unparalleled security performance to multi-transaction environments.

Designed from the ground-up to support the reliability, availability and serviceability requirements of data centers and service providers, the carrier-grade ATCA chassis runs Check Point ClusterXL™ in High Availability and Load Sharing modes among Security Gateway Modules in one chassis. Check Point SyncXL™ enables highly efficient synchronization of system and security information between components ensuring high system performance. Add another chassis operating in High Availability mode to further improve redundancy—ensuring mission-critical assets are always available and protected.

In addition, proven advanced security technologies from Check Point protect against sophisticated attacks with a real-world Intrusion Prevention (IPS) performance of 70 Gbps based on a recommended security profile and a real-world traffic mix. With the **41000 and 61000 Security Systems**, customers can easily optimize and consolidate any number of security protections available in Check Point's Software Blade Architecture, such as: Firewall, IPsec VPN, IPS, URL Filtering, Antivirus, and Application Control into a single, integrated solution.

BENEFITS

- Scalable architecture supports current and future networking and security needs
- Ground-breaking performance for the most demanding environments
- Full system redundancy and serviceability for optimal reliability
- Extremely flexible hardware architecture with modular components
- Automatic load-sharing and load-balancing among installed components
- Carrier-grade with NEBS L3 and ETSI compliance ATCA architecture
- Designed for fast deployment in less than 30 minutes

For more information: www.checkpoint.com/products/61000-appliances

VIRTUAL SYSTEMS

VIRTUALIZED SECURITY



OVERVIEW

The **Virtual Systems** enable the consolidation of multiple security systems on a single hardware platform, delivering comprehensive security using the latest Software Blades along with deep cost savings and infrastructure consolidation. Improving upon the proven VSX technology, Virtual Systems utilize the latest Software Blades to deliver best-in-class Firewall, VPN, IPS, URL Filtering, Application Control, Identity Awareness, Antivirus, Anti-bot and Mobile Access technologies to multiple networks, securely connecting them to each other and shared resources such as the Internet and DMZs. With the flexibility of the Virtual Systems and the extensible Software Blade Architecture, any Software Blades can be configured with any security policy on any virtual system. All security systems, virtual and physical, are centrally managed through Check Point Security Management or Multi-Domain Security Management consoles. The next-generation Virtual Systems further reduces deployment cost while delivering datacenter-grade reliability and scalability.

Virtual Systems enable any organization to optimize space and costs by operating a virtual network of hundreds of routers, switches, and virtualized gateways. For service providers, Virtual Systems are the ideal platform for new subscription revenue opportunities by delivering new security services and value-add services easily and efficiently.

Check Point Virtual Systems can be purchased either via a software-only option for upgrading any Check Point security appliances or open servers, or as a pre-configured Virtual System Appliance that includes a hardware appliance and selected Software Blades for a quick-to-deploy turn-key solution.

BENEFITS

- Consolidate up to 250 security gateways on a single device
- Deploy virtualized security on any Check Point Appliance and open server
- Flexible packaging with software-only and pre-configured turn-key bundle solutions
- Comprehensive protection with latest Software Blades including Firewall, VPN, IPS, URL Filtering, ID Awareness, App Control, Antivirus, Anti-Bot and Mobile Access
- Linear scalability, load sharing and multi-Gigabit performance
- Reduce network complexity and equipment cost with integrated virtual routers and switches
- Centralized security management unifies both physical and virtual management in a single solution

For more information: www.checkpoint.com/products/virtual-systems

DDOS PROTECTOR™

STOP DENIAL OF SERVICE ATTACKS IN SECONDS



DDOS PROTECTOR
10420 / 20420 / 30420 / 40420



DDOS PROTECTOR
4412 / 8412 / 12412



DDOS PROTECTOR
506 / 1006 / 2006

OVERVIEW

Denial of Service (DoS) and Distributed Denial of Service (DDoS) attacks are increasing in number, speed and complexity in recent years. These attacks are relatively easy to carry out, and can cause serious damage to companies who rely on web services to operate. Many DDoS protection solutions are deployed by an Internet Service Provider, offering generic protections against network layer attacks. However today's DDoS attacks have become more sophisticated, launching multiple attacks at network and application layers. Successful DDoS solutions will offer companies the ability to customize their protections to meet changing security needs, fast response time during an attack, and a choice of deployment options.

Check Point new DDoS Protector keeps businesses running with multi-layered, customizable protections and up to 40 Gbps performance that automatically defends against network flood and application layer attacks for fast response time against today's sophisticated denial of service attacks. DDoS Protector appliances offer flexible deployment options to easily protect any size business, and integrated security management for real-time traffic analysis and threat management intelligence for advanced protection against DDoS attacks. Check Point also provides dedicated 24/7 support and resources to ensure up-to-the-minute protections.

BENEFITS

- Protection against evolving DDoS attacks to minimize business impacts
- Advanced techniques help maintain web services during an attack
- Turn-key appliance works right out of the box
- Integrated with Check Point security management for greater visibility and control
- High-performing DDoS solution with up to 40 Gbps throughput
- Multi-layered protection blocks network and application attacks
- Customized protections fit different business sizes and security needs
- Flexible deployment options include on-site installation or through your ISP

For more information: www.checkpoint.com/products/ddos-protector

1200R RUGGED APPLIANCE

SECURITY FOR HARSH ENVIRONMENTS



1200R APPLIANCE

OVERVIEW

Industrial Control Systems (ICS) used in critical infrastructure and manufacturing industries are targets of sophisticated cyber-attacks, but ICS environments can be harsh. The Check Point 1200R rugged appliance delivers proven, integrated security for deployment in harsh environments as part of a complete end-to-end ICS security solution. The 1200R appliance complements our extensive appliance family to support a diverse range of deployment environments and meet specialized requirements. For instance, the 1200R complies with industrial specifications such as IEEE 1613, IEC 61850-3 and IEC 60068-2 for heat, vibration and immunity to electromagnetic interference (EMI). In extreme temperatures from -40°C to 75°C where other appliances would fail, this appliance keeps you secure.

This solid-state appliance secures SCADA (supervisory control and data acquisition) protocols and OT (operational technology) equipment with next generation firewall and threat prevention. Deploy the industry's most extensive support of ICS/SCADA-specific protocols including BACNet, DNP3, IEC-60870-5-104, IEC 60870-6 (ICCP), IEC 61850, MMS, Modbus, OPC, Profinet, S7 (Siemens) and many others. Detect and prevent exploits of ICS vulnerabilities with SCADA IPS signatures, closing the window of exposure between vulnerable and patched systems. Robust performance and powerful central management provide unmatched value for securing large, distributed industrial control networks.

BENEFITS

- Deploy SCADA security in harsh environments and remote locations
- Operates in extreme temperatures from -40°C to 75°C
- Complies with industrial specifications for heat, vibration and immunity to EMI
- Enables full visibility and granular control of SCADA traffic

For more information: www.checkpoint.com/products/industrial-control-systems-appliance

SMART-1 APPLIANCES

CYBER SECURITY MANAGEMENT IN THE ERA OF BIG DATA



SMART-1 205, 210, 225, 3050, 3150 APPLIANCES

OVERVIEW

Increasing numbers of devices, mobile users and a dramatic increase in security incidents have resulted in an increase in the overall security management workload. In order to manage the security environment efficiently and effectively, organizations need security management solutions to also be efficient, effective and to process more data faster than ever before.

The Check Point **Smart-1 Appliances** consolidate security management, including logging, event management, and reporting into a single dedicated management appliance. **Smart-1 Appliances** enable organizations to efficiently manage the data and event management requirements of the Big Data era, gaining centralized visibility into billions of logs, visual indication of risks, and the ability to quickly investigate potential threats.

Organizations of all sizes can leverage Smart-1 Multi-Domain Management to manage from 5 to 5000 gateways within their network, and reduce the time and effort required to establish security management infrastructure. Security and control can be further improved by segmenting the network into as many as 200 independent domains. Check Point **Smart-1 Appliances** with Multi-Domain Management offer a scalable solution designed to fit your needs today, with the ability to adapt to and accommodate your future requirements.

UNIFIED, INTELLIGENT SECURITY MANAGEMENT



SINGLE DOMAIN
SECURITY
MANAGEMENT



MULTI-DOMAIN
SECURITY
MANAGEMENT



MULTI-DOMAIN
LOG
MANAGEMENT



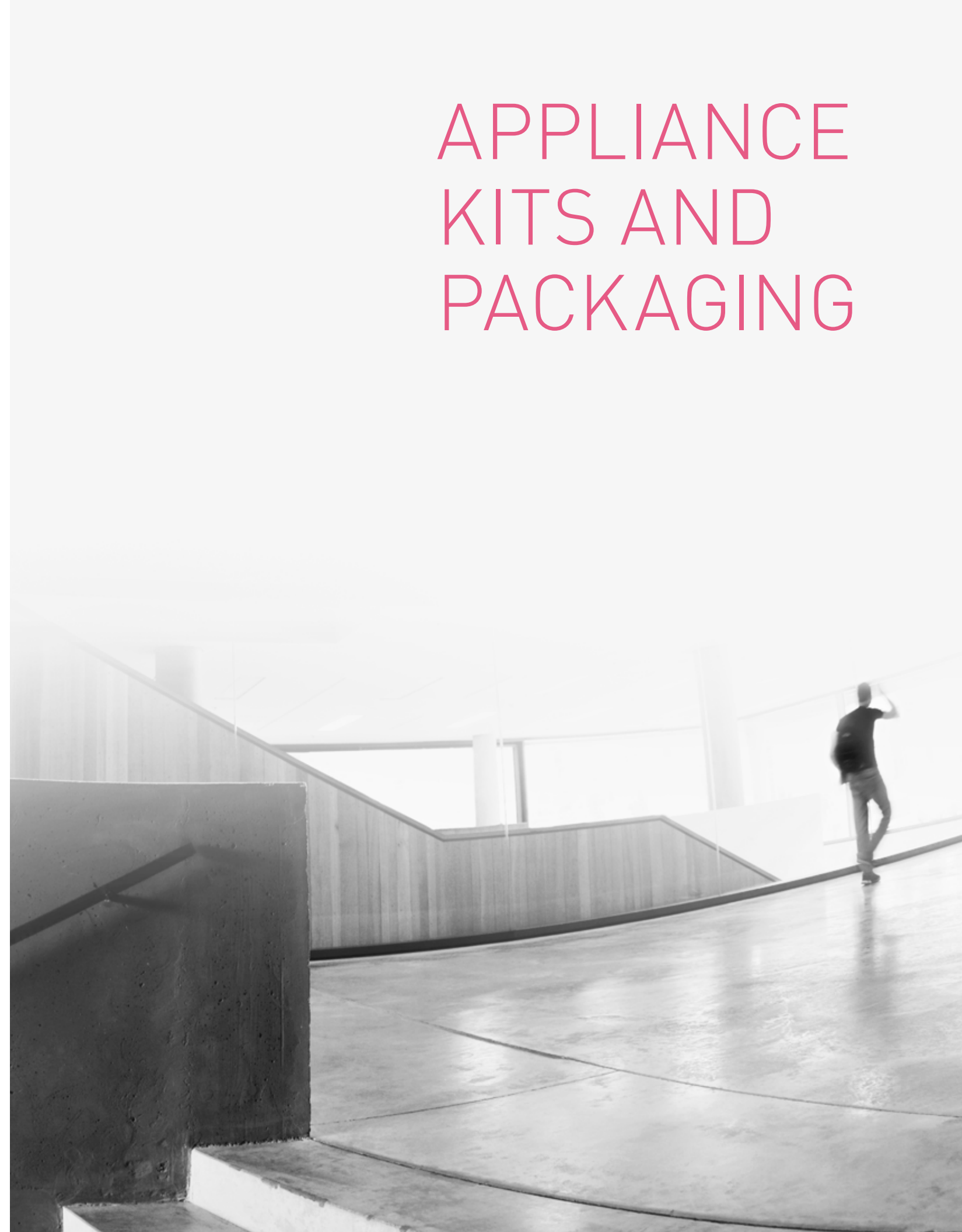
SMARTEVENT
EVENT
MANAGEMENT

BENEFITS

- Consolidated security management, including logging, event management, and reporting in a single security management appliance
- Scalable solution to support future security needs
- Maintain business continuity, even in the most demanding environments
- Instant visibility into billions of log records
- Store more than double the log capacity allow years of forensic investigation
- Rapid detection of advanced threats through real-time correlation of security events
- Improved control and greater security through increased policy segmentation capabilities

For more information: www.checkpoint.com/products/smart-1-appliances

APPLIANCE KITS AND PACKAGING



APPLIANCE KITS AND PACKAGING

In addition to comprehensive Software Blade Packages, many of the Check Point Appliances may be ordered with accessories such as network interface cards and memory. This section describes in-brief what's included in the default Check Point Appliance configuration and the options available. In most cases these options can be installed by the factory when placing the initial order by adding -INSTALL to the SKU.

620, 640 AND 680 APPLIANCE KIT

DEFAULT APPLIANCE CONFIGURATION	OPTIONS (NOT AVAILABLE IN DEFAULT CONFIGURATION)
<p>Base Appliance Specification</p> <ul style="list-style-type: none"> • Desktop form factor • 10x10/100/1000Base-T RJ45 onboard ports • (2) USB ports • Express card slot • SD card slot for additional log storage 	<p>Rack Mount Kit</p> <ul style="list-style-type: none"> • (1) Rack mount shelf
<p>Power Supply and cables</p> <ul style="list-style-type: none"> • 1x12VAC Power supply unit • 1 Standard RJ45 network cable • 1 Serial console cable 	
<p>Wireless Models Only (FCCA, MKKA or WORLD)</p> <ul style="list-style-type: none"> • (2) Network antennas • FCCA Model for radio frequencies used in North America • MKKA Model for radio frequencies used in Japan • WORLD Model for radio frequencies used in the rest of the world 	
<p>ADSL Models Only (Annex A-POTS or Annex B-ISDN)</p> <ul style="list-style-type: none"> • ADSL RJ11 port • (1) telephone cable 	
<p>Documentation</p> <ul style="list-style-type: none"> • Quick Start Guide • Getting Started Guide • User license agreement 	
<p>LED Behavior Description Sticker</p>	

1120, 1140 AND 1180 APPLIANCE KIT

DEFAULT APPLIANCE CONFIGURATION	OPTIONS (NOT AVAILABLE IN DEFAULT CONFIGURATION)
<p>Base Appliance Specification</p> <ul style="list-style-type: none"> • Desktop form factor • 10x10/100/1000Base-T RJ45 onboard ports • (2) USB ports • Express card slot • SD card slot for additional log storage 	<p>Rack Mount Kit</p> <ul style="list-style-type: none"> • (1) Rack mount shelf
<p>Power Supply and cables</p> <ul style="list-style-type: none"> • 1x12VAC Power supply unit • 1 Standard RJ45 network cable • 1 Serial console cable 	
<p>Wireless Models Only (FCCA, MKKA or WORLD)</p> <ul style="list-style-type: none"> • (2) Network antennas • FCCA Model for radio frequencies used in North America • MKKA Model for radio frequencies used in Japan • WORLD Model for radio frequencies used in the rest of the world 	
<p>ADSL Models Only (Annex A-POTS or Annex B-ISDN)</p> <ul style="list-style-type: none"> • ADSL RJ11 port • (1) telephone cable 	
<p>Documentation</p> <ul style="list-style-type: none"> • Quick Start Guide • Getting Started Guide • User license agreement 	
<p>LED Behavior Description Sticker</p>	

APPLIANCE KITS AND PACKAGING

2200 APPLIANCE KIT

DEFAULT APPLIANCE CONFIGURATION	OPTIONS (NOT AVAILABLE IN DEFAULT CONFIGURATION)
<p>Base Appliance Specification</p> <ul style="list-style-type: none"> • Desktop form factor • 4 GB RAM • 250 GB Hard Disk Drive • 6x10/100/1000Base-T RJ45 onboard ports • 1x40W AC Power Supply 	<p>Rack Mount Kit</p> <ul style="list-style-type: none"> • (1) Rack mount shelf
<p>Cables</p> <ul style="list-style-type: none"> • Power cable • 1 Standard RJ45 network cable • 1 Serial console cable 	
<p>Documentation</p> <ul style="list-style-type: none"> • Quick Start Guide • Getting Started Guide • Image Management Guide • User license agreement 	

4200 APPLIANCE KIT

DEFAULT APPLIANCE CONFIGURATION	OPTIONS (NOT AVAILABLE IN DEFAULT CONFIGURATION)
<p>Base Appliance Specification</p> <ul style="list-style-type: none"> • 1U Enclosure • 4 GB RAM • 250 GB Hard Disk Drive • 4x10/100/1000Base-T RJ45 onboard ports • One available network expansion slot • 1x100W AC Power supply 	<p>Max Appliance Configuration</p> <ul style="list-style-type: none"> • Up to 8x10/100/1000Base-T RJ45 ports • Up to 4x1000Base-F SFP ports
<p>Rack Mount Kit (fixed rails)</p> <ul style="list-style-type: none"> • (2) Front ear mount brackets • (2) Appliance back mount rails and rail plates 	<p>(1) Network Expansion Slot—Optional Cards</p> <ul style="list-style-type: none"> • 4x10/100/1000Base-T RJ45 interface card • 2x1000Base-F SFP interface card (transceivers required) • 4x1000Base-F SFP interface card (transceivers required)
<p>Cables</p> <ul style="list-style-type: none"> • Power cable • 1 Standard RJ45 network cable • 1 Serial console cable 	<p>Rack Mount Kit (extended slide rails 22"-32")</p> <ul style="list-style-type: none"> • (2) Appliance rails • (2) Rack rails
<p>Documentation</p> <ul style="list-style-type: none"> • Quick Start Guide • Getting Started Guide • Image Management Guide • User license agreement 	<p>Rack Mount Kit (extended slide rails 26"-36")</p> <ul style="list-style-type: none"> • (2) Appliance rails • (2) Rack rails

APPLIANCE KITS AND PACKAGING

4400 AND 4600 APPLIANCE KIT

DEFAULT APPLIANCE CONFIGURATION	OPTIONS (NOT AVAILABLE IN DEFAULT CONFIGURATION)
<p>Base Appliance Specification</p> <ul style="list-style-type: none"> 1U Enclosure 4 GB RAM 250 GB Hard Disk Drive 8x10/100/1000Base-TRJ45 onboard ports One available network expansion slot 1x250W AC Power supply 	<p>Max Appliance Configuration</p> <ul style="list-style-type: none"> Up to 12x10/100/1000Base-T RJ45 ports Up to 4x1000Base-F SFP ports
<p>Rack Mount Kit (fixed rails)</p> <ul style="list-style-type: none"> (2) Front ear mount brackets (2) Appliance back mount rails and rail plates 	<p>(1) Network Expansion Slot—Optional Cards</p> <ul style="list-style-type: none"> 4x10/100/1000Base-T RJ45 interface card 2x1000Base-F SFP interface card (transceivers required) 4x1000Base-F SFP interface card (transceivers required) 4 x 10/100/1000Base-T Fail-Open NIC 4 x 1000Base-F SX or LX Fail-Open NIC
<p>Cables</p> <ul style="list-style-type: none"> Power cable 1 Standard RJ45 network cable 1 Serial console cable 	<p>Rack Mount Kit (extended slide rails 22"-32")</p> <ul style="list-style-type: none"> (2) Appliance rails (2) Rack rails
<p>Documentation</p> <ul style="list-style-type: none"> Quick Start Guide Getting Started Guide Image Management Guide User license agreement 	<p>Rack Mount Kit (extended slide rails 26"-36")</p> <ul style="list-style-type: none"> (2) Appliance rails (2) Rack rails
	<p>DC Power Option ¹</p>

4800 APPLIANCE KIT

DEFAULT APPLIANCE CONFIGURATION	OPTIONS (NOT AVAILABLE IN DEFAULT CONFIGURATION)
<p>Base Appliance Specification</p> <ul style="list-style-type: none"> 1U Enclosure 4 GB RAM 250 GB Hard Disk Drive 8x10/100/1000Base-T RJ45 onboard ports One available network expansion slot 1x275W AC Power supply Lights-Out-Management (LOM) 	<p>Max Appliance Configuration</p> <ul style="list-style-type: none"> 8 GB RAM Up to 16x10/100/1000Base-T RJ45 ports Up to 4x1000Base-F SFP ports Up to 2x10GBBase-F SFP+ ports 2x275W AC Power supply
<p>Rack Mount Kit (slide rails 22"-32")</p> <ul style="list-style-type: none"> (2) Appliance rails (2) Rack rails 	<p>(1) Network Expansion Slot—Optional Cards</p> <ul style="list-style-type: none"> 4x10/100/1000Base-T RJ45 interface card 8x10/100/1000Base-T RJ45 interface card 2x1000Base-F SFP interface card (transceivers required) 4x1000Base-F SFP interface card (transceivers required) 2x10GBBase-F SFP+ interface card (transceivers required) 4 x 10/100/1000Base-T Fail-Open NIC 4 x 1000Base-F SX or LX Fail-Open NIC 2 x 10GBBase-F SR or LR Fail-Open NIC
<p>Cables</p> <ul style="list-style-type: none"> Power cable 1 Standard RJ45 network cable 1 Serial console cable 	<p>Rack Mount Kit (extended slide rails 26"-36")</p> <ul style="list-style-type: none"> (2) Appliance rails (2) Rack rails
<p>Documentation</p> <ul style="list-style-type: none"> Quick Start Guide Getting Started Guide Image Management Guide User license agreement 	<p>High Performance Package</p> <ul style="list-style-type: none"> 8 GB appliance memory 8x10/100/1000Base-T RJ45 built-in interfaces 2x10GBBase-F SFP+ interface card 2 x SR transceivers additional power supply
	<p>DC Power Option ¹</p>

¹ Available via a Solutions Center request

APPLIANCE KITS AND PACKAGING

12200 APPLIANCE KIT

DEFAULT APPLIANCE CONFIGURATION	OPTIONS (NOT AVAILABLE IN DEFAULT CONFIGURATION)
<p>Base Appliance Specification</p> <ul style="list-style-type: none"> 1U Enclosure 4 GB RAM 500 GB Hard Disk Drive 8x10/100/1000Base-T RJ45 onboard ports One available network expansion slot 1x275W AC Power supply Lights-Out-Management (LOM) 	<p>Max Appliance Configuration</p> <ul style="list-style-type: none"> 8 or 12 GB RAM 2x500 GB Hard Disk Drives RAID1 Up to 16x10/100/1000Base-T RJ45 ports Up to 4x1000Base-F SFP ports Up to 4x10GBBase-F SFP+ ports 2x275W AC Power supply
<p>Rack Mount Kit (slide rails 22"-32")</p> <ul style="list-style-type: none"> (2) Appliance rails (2) Rack rails 	<p>(1) Network Expansion Slot—Optional Cards</p> <ul style="list-style-type: none"> 4x10/100/1000Base-T RJ45 interface card 8x10/100/1000Base-T RJ45 interface card 2x1000Base-F SFP interface card (transceivers required) 4x1000Base-F SFP interface card (transceivers required) 2x10GBBase-F SFP+ interface card (transceivers required) 4x10GBBase-F SFP+ interface card (transceivers required) 4 x 10/100/1000Base-T Fail-Open NIC 4 x 1000Base-F SX or LX Fail-Open NIC 2 x 10GBBase-F SR or LR Fail-Open NIC
<p>Cables</p> <ul style="list-style-type: none"> Power cable 1 Standard RJ45 network cable 1 Serial console cable 	<p>Rack Mount Kit (extended slide rails 26"-36")</p> <ul style="list-style-type: none"> (2) Appliance rails (2) Rack rails
<p>Documentation</p> <ul style="list-style-type: none"> Quick Start Guide Getting Started Guide Image Management Guide User license agreement 	<p>High Performance Package</p> <ul style="list-style-type: none"> 12 GB appliance memory 8x10/100/1000Base-T RJ45 built-in interfaces 2x10GBBase-F SFP+ interface card 2 x SR transceivers additional 500 GB HDD additional power supply
	<p>DC Power Option ¹</p>

12400 APPLIANCE KIT

DEFAULT APPLIANCE CONFIGURATION	OPTIONS (NOT AVAILABLE IN DEFAULT CONFIGURATION)
<p>Base Appliance Specification</p> <ul style="list-style-type: none"> 2U Enclosure 4 GB RAM 500 GB Hard Disk Drive 2x10/100/1000Base-T RJ45 onboard ports 8x10/100/1000Base-T interface card (in 1 of 3 expansion slots) Two available network expansion slots 2x300W AC Power supply Lights-Out-Management (LOM) 	<p>Max Appliance Configuration</p> <ul style="list-style-type: none"> 8 or 12 GB RAM 2x500 GB Hard Disk Drives RAID1 Up to 26x10/100/1000Base-T RJ45 ports Up to 12x1000Base-F SFP ports Up to 12x10GBBase-F SFP+ ports
<p>Rack Mount Kit (slide rails 22"-32")</p> <ul style="list-style-type: none"> (2) Appliance rails (2) Rack rails 	<p>(3) Network Expansion Slots—Optional Cards</p> <ul style="list-style-type: none"> 4x10/100/1000Base-T RJ45 interface card 8x10/100/1000Base-T RJ45 interface card 2x1000Base-F SFP interface card (transceivers required) 4x1000Base-F SFP interface card (transceivers required) 2x10GBBase-F SFP+ interface card (transceivers required) 4x10GBBase-F SFP+ interface card (transceivers required) 4 x 10/100/1000Base-T Fail-Open NIC 4 x 1000Base-F SX or LX Fail-Open NIC
<p>Cables</p> <ul style="list-style-type: none"> 2 Power cables 1 Standard RJ45 network cable 1 Serial console cable 	<p>2 x 10GBBase-F SR or LR Fail-Open NIC</p> <ul style="list-style-type: none"> Rack Mount Kit (extended slide rails 26"-36") (2) Appliance rails (2) Rack rails
<p>Documentation</p> <ul style="list-style-type: none"> Quick Start Guide Getting Started Guide Image Management Guide User license agreement 	<p>High Performance Package</p> <ul style="list-style-type: none"> 12 GB appliance memory 8x10/100/1000Base-T RJ45 interface card 4x10GBBase-F SFP+ interface card 4 x SR transceivers additional 500 GB HDD
	<p>DC Power Option ¹</p>

¹ Available via a Solutions Center request

APPLIANCE KITS AND PACKAGING

12600 APPLIANCE KIT

DEFAULT APPLIANCE CONFIGURATION	OPTIONS (NOT AVAILABLE IN DEFAULT CONFIGURATION)
<p>Base Appliance Specification</p> <ul style="list-style-type: none"> 2U Enclosure 6 GB RAM 2x500 GB Hard Disk Drive RAID1 2x10/100/1000Base-T RJ45 onboard ports 8x10/100/1000Base-T interface card (in 1 of 3 expansion slots) 4x10/100/1000Base-T interface card (in 1 of 3 expansion slots) One available network expansion slot 2x400W AC Power supply Lights-Out-Management (LOM) 	<p>Max Appliance Configuration</p> <ul style="list-style-type: none"> 12 GB RAM Up to 26x10/100/1000Base-T RJ45 ports Up to 12x1000Base-F SFP ports Up to 12x10GBBase-F SFP+ ports
<p>Rack Mount Kit (slide rails 22"-32")</p> <ul style="list-style-type: none"> (2) Appliance rails (2) Rack rails 	<p>(3) Network Expansion Slots—Optional Cards</p> <ul style="list-style-type: none"> 4x10/100/1000Base-T RJ45 interface card 8x10/100/1000Base-T RJ45 interface card 2x1000Base-F SFP interface card (transceivers required) 4x1000Base-F SFP interface card (transceivers required) 2x10GBBase-F SFP+ interface card (transceivers required) 4x10GBBase-F SFP+ interface card (transceivers required) 4 x 10/100/1000Base-T Fail-Open NIC 4 x 1000Base-F SX or LX Fail-Open NIC 2 x 10GBBase-F SR or LR Fail-Open NIC
<p>Cables</p> <ul style="list-style-type: none"> 2 Power cables 1 Standard RJ45 network cable 1 Serial console cable 	<p>Rack Mount Kit (extended slide rails 26"-36")</p> <ul style="list-style-type: none"> (2) Appliance rails (2) Rack rails
<p>Documentation</p> <ul style="list-style-type: none"> Quick Start Guide Getting Started Guide Image Management Guide User license agreement 	<p>High Performance Package</p> <ul style="list-style-type: none"> 12 GB appliance memory 8x10/100/1000Base-T RJ45 interface card 4x10GBBase-F SFP+ interface card 4 x SR transceivers
	<p>DC Power Option ¹</p>

13500 AND 13800 APPLIANCE KIT

DEFAULT APPLIANCE CONFIGURATION	OPTIONS (NOT AVAILABLE IN DEFAULT CONFIGURATION)
<p>Base Appliance Specification</p> <ul style="list-style-type: none"> 2U Enclosure 16 GB RAM 2x500 GB Hard Disk Drive RAID1 2x10/100/1000Base-T RJ45 onboard ports 8x10/100/1000Base-T interface card (in 1 of 3 expansion slots) 4x10/100/1000Base-T interface card (in 1 of 3 expansion slots) One available network expansion slot 2x600W AC Power supply Lights-Out-Management (LOM) 	<p>Max Appliance Configuration</p> <ul style="list-style-type: none"> 32, 48 or 64 GB RAM (13500) 64 GB RAM (13800) Up to 26x10/100/1000Base-T RJ45 ports Up to 12x1000Base-F SFP ports Up to 12x10GBBase-F SFP+ ports
<p>Rack Mount Kit (slide rails 22"-32")</p> <ul style="list-style-type: none"> (2) Appliance rails (2) Rack rails 	<p>(3) Network Expansion Slots—Optional Cards</p> <ul style="list-style-type: none"> 4x10/100/1000Base-T RJ45 interface card 8x10/100/1000Base-T RJ45 interface card 2x1000Base-F SFP interface card (transceivers required) 4x1000Base-F SFP interface card (transceivers required) 2x10GBBase-F SFP+ interface card (transceivers required) 4x10GBBase-F SFP+ interface card (transceivers required) 4 x 10/100/1000Base-T Fail-Open NIC 4 x 1000Base-F SX or LX Fail-Open NIC 2 x 10GBBase-F SR or LR Fail-Open NIC
<p>Cables</p> <ul style="list-style-type: none"> 2 Power cables 1 Standard RJ45 network cable 1 Serial console cable 	<p>Rack Mount Kit (extended slide rails 26"-36")</p> <ul style="list-style-type: none"> (2) Appliance rails (2) Rack rails
<p>Documentation</p> <ul style="list-style-type: none"> Quick Start Guide Getting Started Guide Image Management Guide Rails Installation Guide User license agreement 	<p>High Performance Package</p> <ul style="list-style-type: none"> 64 GB appliance memory 8x10/100/1000Base-T RJ45 interface card 4x10GBBase-F SFP+ interface card 4 x SR transceivers
	<p>DC Power Option</p>

¹ Available via a Solutions Center request

APPLIANCE KITS AND PACKAGING

21400 APPLIANCE KIT

DEFAULT APPLIANCE CONFIGURATION	OPTIONS (NOT AVAILABLE IN DEFAULT CONFIGURATION)
<p>Base Appliance Specification</p> <ul style="list-style-type: none"> 2U Enclosure 12 GB RAM 2x500 GB Hard Disk Drive RAID1 1x10/100/1000Base-T RJ45 onboard port 12x10/100/1000Base-T interface card (in 1 of 3 expansion slots) Two available network expansion slots 2x910W AC Power supply Lights-Out-Management (LOM) 	<p>Max Appliance Configuration</p> <ul style="list-style-type: none"> 24 GB RAM Up to 37x10/100/1000Base-T RJ45 ports Up to 36x1000Base-F SFP ports Up to 12x10GBBase-F SFP+ ports
<p>Rack Mount Kit (slide rails 26"-35")</p> <ul style="list-style-type: none"> (2) Rails Rack hardware kit and (2) each 3 and 6 hole brackets 	<p>(3) Network Expansion Slots—Optional Cards</p> <ul style="list-style-type: none"> 12x10/100/1000Base-T RJ45 interface card 12x1000Base-F SFP interface card (transceivers required) 4x10GBBase-F SFP+ acceleration ready interface card (transceivers required)
<p>Cables</p> <ul style="list-style-type: none"> 2 Power cables 1 Standard RJ45 network cable 1 Serial console cable 	<p>High Performance Package</p> <ul style="list-style-type: none"> 24 GB appliance memory 4 x SR transceivers 12x10/100/1000Base-T interface card (not in SAM-108 HPP) 4x10GBBase-F SFP+ acceleration ready interface card Security Acceleration Module (with 48 GB RAM) in SAM-108 HPP
<p>Documentation</p> <ul style="list-style-type: none"> Quick Start Guide Getting Started Guide Image Management Guide Rails Installation Guide User license agreement 	<p>DC Power Option ¹</p>

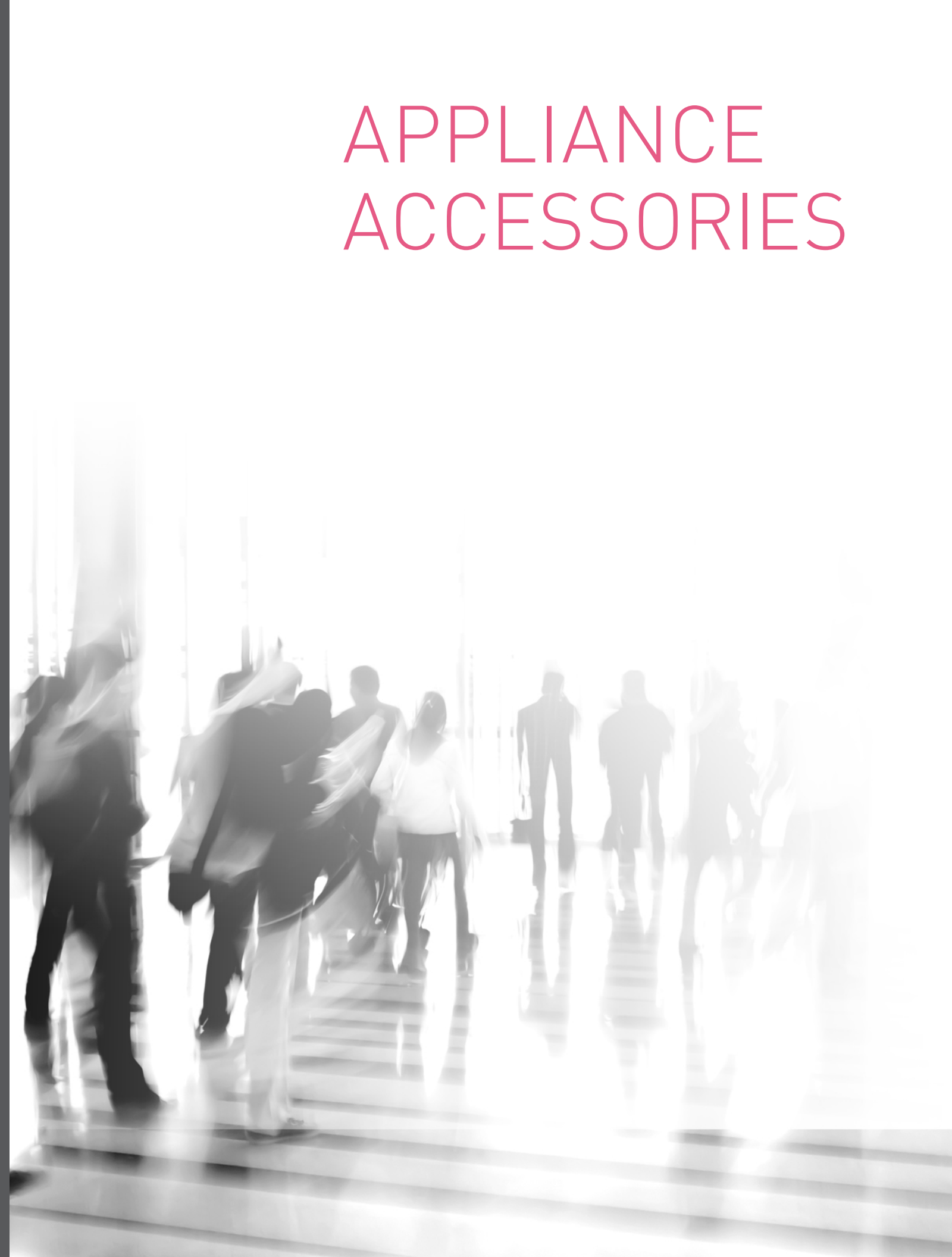
21700 AND 21800 APPLIANCE KIT

DEFAULT APPLIANCE CONFIGURATION	OPTIONS (NOT AVAILABLE IN DEFAULT CONFIGURATION)
<p>Base Appliance Specification</p> <ul style="list-style-type: none"> 2U Enclosure 16 GB RAM 2x500 GB Hard Disk Drive RAID1 1x10/100/1000Base-T RJ45 onboard port 1x10GBBase-F SFP+ onboard port (SR transceiver included) 12x10/100/1000Base-T interface card (in 1 of 3 expansion slots) Two available network expansion slots 2x1200W AC Power supply Lights-Out-Management (LOM) 	<p>Max Appliance Configuration</p> <ul style="list-style-type: none"> 32 or 64 GB RAM Up to 37x10/100/1000Base-T RJ45 ports Up to 36x1000Base-F SFP ports Up to 13x10GBBase-F SFP+ ports
<p>Rack Mount Kit (slide rails 26"-35")</p> <ul style="list-style-type: none"> (2) Rails Rack hardware kit and (2) each 3 and 6 hole brackets 	<p>(3) Network Expansion Slots—Optional Cards</p> <ul style="list-style-type: none"> 12x10/100/1000Base-T RJ45 interface card 12x1000Base-F SFP interface card (transceivers required) 4x10GBBase-F SFP+ acceleration ready interface card (transceivers required)
<p>Cables</p> <ul style="list-style-type: none"> 2 Power cables 1 Standard RJ45 network cable 1 Serial console cable 	<p>High Performance Package</p> <ul style="list-style-type: none"> 64 GB appliance memory 4 x SR transceivers 12x10/100/1000Base-T interface card (not in SAM-108 HPP) 4x10GBBase-F SFP+ acceleration ready interface card Security Acceleration Module (with 48 GB RAM) in SAM-108 HPP
<p>Documentation</p> <ul style="list-style-type: none"> Quick Start Guide Getting Started Guide Rails Installation Guide Image Management Guide User license agreement 	<p>DC Power Option ¹</p>

¹ Available via a Solutions Center request

WE
SECURE
THE
FUTURE

APPLIANCE ACCESSORIES



APPLIANCE ACCESSORIES

4000, 12000, 13000 AND 21000 APPLIANCES

NETWORK





The 4000, 12000 and 13000 Appliances can be ordered with 1GbE copper, 1GbE fiber or 10 GbE fiber network interface cards. The port density varies depending upon the appliance and the number of expansion slots available. Except for the copper NICs in the 13000 Appliances, network interface cards are interchangeable between the 4000, 12000 and 13000 Appliances with the 10 GbE interface options available in the 4800 model and up.

The 21000 Appliances can be ordered with 1GbE copper, 1GbE fiber or 10GbE fiber network interface cards. The port density can be expanded up to 37 1GbE copper ports or up to 36 1GbE fiber ports. A 4-port 10GbE fiber option is also available for the 21000 expanding the maximum network capacity to up to 13 x 10GbE ports.

NETWORK PORT CAPACITIES (4000, 12000, 13000 & 21000 APPLIANCES)





	4200	4400 4600	4800	12200	12400	12600	13500 13800	21400	21700 21800
10/100/1000 Base-T (Default/Max Ports)	4/8	8/12	8/16	8/16	10/26	14/26	14/26	13/37	13/37
1000Base-F SFP (Default/Max Ports)	0/4	0/4	0/4	0/4	0/12	0/12	0/12	0/36	0/36
10GBase-F SFP+ (Default/Max Ports)	N/A	N/A	0/2	0/4	0/12	0/12	0/12	0/12	1/13
Expansion Slots	1	1	1	1	3	3	3	3	3

COPPER NETWORK I/O MODULES (4000, 12000 & 13000 APPLIANCES)






SKU	CPAC-4-1C	CPAC-8-1C	CPAC-4-1C-L	CPAC-8-1C-L
				
Supported Appliances	4200; 4400; 4600; 4800; 12200; 12400; 12600	4800; 12200; 12400; 12600	13500; 13800	13500; 13800
No. of Ports	4	8	4	8
Port Type	RJ-45 (Copper) 10/100/1000Base-T	RJ45 (Copper) 10/100/1000Base-T	RJ45 (Copper) 10/100/1000Base-T	RJ45 (Copper) 10/100/1000Base-T
Speed	1Gbps	1Gbps	1Gbps	1Gbps

APPLIANCE ACCESSORIES




FIBER NETWORK I/O MODULES (4000, 12000 & 13000 APPLIANCES)

SKU	CPAC-2-1F	CPAC-4-1F	CPAC-2-10F	CPAC-4-10F
				
Supported Appliances	4200; 4400; 4600; 4800; 12200; 12400; 12600; 13500; 13800	4200; 4400; 4600; 4800; 12200; 12400; 12600; 13500; 13800	4800; 12200; 12400; 12600; 13500; 13800	12200; 12400; 12600; 13500; 13800
No. of Ports	2	4	2	4
Port Type	SFP	SFP	SFP+	SFP+
Speed	1Gbps	1Gbps	10Gbps	10Gbps
Transceivers	CPAC-TR-1T CPAC-TR-1SX CPAC-TR-1LX	CPAC-TR-1T CPAC-TR-1SX CPAC-TR-1LX	CPAC-TR-10SR CPAC-TR-10LR	CPAC-TR-10SR CPAC-TR-10LR

FAIL-OPEN NETWORK I/O MODULES (4000, 12000 & 13000 APPLIANCES)

SKU	CPAC-4-1C-BP	CPAC-4-1FSR-BP	CPAC-4-1FLR-BP	CPAC-2-10FSR-BP	CPAC-2-10FLR-BP
					
Supported Appliances	4200, 4400, 4600, 4800, 12200, 12400, 12600, 13500, 13800				
No. of Ports	4	4	4	2	2
Port Type	RJ45 (Copper) 10/100/1000Base-T	SFP 1000Base-SX	SFP 1000Base-LX	SFP+ 10000Base-SR	SFP+ 10000Base-LR
Speed	1Gbps	1Gbps	1Gbps	10Gbps	10Gbps
Transceivers	N/A	CPAC-TR-1SX	CPAC-TR-1LX	CPAC-TR-10SR	CPAC-TR-10LR






NETWORK I/O MODULES (21000 APPLIANCES)

SKU	CPAC-12-1C-21000	CPAC-12-1F-21000	CPAC-ACCL-4-10F-21000 ¹
			
No. of Ports	12	12	4
Port Type	RJ-45 (Copper) 10/100/1000Base-T	SFP 1000Base-T/SX/LX	SFP+ 10GBase-SR/LR
Speed	1Gbps	1Gbps	10Gbps
Possible Transceivers	NA	CPAC-TR-1SX CPAC-TR-1LX CPAC-TR-1T	CPAC-TR-10SR CPAC-TR-10LR

¹ The 4x10G card is the only interface card which supports Security Acceleration Module acceleration

APPLIANCE ACCESSORIES


NETWORK TRANSCEIVER* SPECIFICATION (4000, 12000, 13000 & 21000 APPLIANCE)

SKU	CPAC-TR-1T	CPAC-TR-1SX	CPAC-TR-1LX	CPAC-TR-10SR	CPAC-TR-10LR
					
Form Factor	SFP	SFP	SFP	SFP+	SFP+
Protocol	1000Base-T Compliant	1.25 Gb/s 1000Base-SX Ethernet	1.25 Gb/s 1000Base-LX Ethernet	10GBASE-SR 10G Ethernet	10GBASE-LR 10G Ethernet
Wavelength (nm)	-	850	1310	850	100 m
Connector	RJ-45	LC	LC	LC	LC
Distance (Max)	100 m	500m at 50/125µm MMF	10km	300m	10km
Supported Cable Type	Cat 5	Orange: multi-mode 50/125 µm MMF (OM3)	Yellow: Single mode 10km at 9µm	Orange: multi-mode 50/125 µm fiber (OM3)	Yellow: single mode 10km at 9µm
Input Level (Receive Power) dBm	N/A	-18dBm	-19dBm	-17dBm (1GbE mode) -11.1dBm (10GbE mode)	-19dBm (1GbE mode) -12.6dBm (10GbE mode)
Output Level (Transmit Power) dBm	N/A	-2.5 to -9dBm	-3 to -9.5dBm	-1 to -9.5dBm (1GbE mode) -1 to -5dBm (10GbE mode)	-3 to -11dBm (1GbE mode) +0.5 to -8.2dBm (10GbE mode)

* Only Check Point provided transceivers are supported.

ACCELERATION

SECURITY ACCELERATION MODULE (21000 APPLIANCES)

SKU	CPAC-SAM108
	
No. of Security Cores	108
Card Type	Acceleration Module for 21000 appliances
PERFORMANCE UPGRADE TO 21000 APPLIANCES	
Firewall Throughput	110 Gbps
Packets Per Second	60,000,000
Sessions Per Second	300,000
Firewall Latency	Sub 5µs
VPN Throughput	50 Gbps
POWER	
Max Power Consumption	295W
Thermal Output	1,007 BTU

APPLIANCE ACCESSORIES

STORAGE

Redundant disk drives are configured in a RAID 1 mirror increasing system reliability. RAID status monitoring is available via SNMP.

REDUNDANT STORAGE OPTIONS (4000, 12000, 13000 & 21000 APPLIANCES)

	4200	4400	4600	4800	12200	12400	12600, 13500, 13800, 21400, 21700, 21800
STORAGE OPTIONS							
Default (GB)	1x250	1x250	1x250	1x250	1x500	1x500	2x500
Optional Redundant HDD (GB)	N/A	N/A	N/A	N/A	1x500	1x500	Included
Maximum	N/A	N/A	N/A	N/A	2x500 RAID1	2x500 RAID1	2x500 RAID1

STORAGE HDD SPECIFICATION (12000, 13000 & 21000 APPLIANCES)

	12200	12400	12600	13500 13800	21400	21700	21800
SKU	CPAC-HDD-500G-12200	CPAC-HDD-500G	CPAC-HDD-500G-13000	CPAC-HDD-500G-21000			
Capacity	500 GB	500 GB	500 GB	500 GB			
Interface	SATA, 3Gbps	SATA, 3Gbps	SATA, 3Gbps	SATA, 3Gbps			
RPM	7200	7200	7200	7200			
Cache	32MB	64MB	64MB	64MB			

POWER SUPPLIES

Power Supplies increase the reliability of the appliance. In the dual power supply configuration an audible alarm occurs when one power supply fails. Power Supply status is also monitored via SNMP or in the WebUI status.

POWER SUPPLY OPTIONS (4000, 12000, 13000 & 21000 APPLIANCES)

	4200	4400	4600	4800	12200	12400, 12600, 13500, 13800, 21400, 21700, 21800
POWER SUPPLY OPTIONS						
Redundant Power Supplies (1 + 1)	N/A	N/A	N/A	Optional	Optional	Included

POWER SUPPLY SPECIFICATION (4800, 12000, 13000 & 21000 APPLIANCES)

	4800	12200	12400	12600	13500 13800	21400	21700 21800
SKU	CPAC-PSU-4800	CPAC-PSU-12200	CPAC-PSU-12400	CPAC-PSU-12600	CPAC-PSU-AC-13000	CPAC-PSU-DC-13000	CPAC-PSU-AC-21700/800
Input Voltage	110-240VAC	110-240VAC	110-240VAC	110-240VAC	110-240VAC	-36 to -72 VDC	110-240VAC
Input Current	3-1.5A	3-1.5A	3-1.5A	3-1.5A	9-4A	15A@-48VDC	3-1.5A
Frequency	47-63Hz	47-63Hz	47-63Hz	47-63Hz	47-63Hz	NA	47-63Hz
Thermal Output	425.6 BTU	412.9 BTU	450.4 BTU	750.6 BTU	1,730 BTU	1,730 BTU	1,533 BTU
Output Power	275W	275W	300W	400W	600W	600W	910W

APPLIANCE ACCESSORIES

MEMORY

Memory increases the connection capacity of the appliance and improves the ability of the appliance to handle additional Software Blades.

MEMORY EXPANSION OPTIONS												
	4200	4400	4600	4800	12200	12400	12600	13500	13800	21400	21700 21800	SAM-108
MEMORY EXPANSION OPTIONS												
Default (GB)	4	4	4	4	4	4	6	16	16	12	16	12
Memory Expansion Options (GB)	N/A	N/A	N/A	8	8, 12	8, 12	12	32, 48, 64	64	24	32, 64	24, 48
HPP Memory	N/A	N/A	N/A	N/A	N/A	N/A	12	64	64	24	64	48

MEMORY SPECIFICATION (4800, 12000, 13000 & 21000 APPLIANCES)									
	4800	12200	12400	12600	13500	13500/ 13800	21400	21700 21800	SAM-108
SKU	CPAC-RAM4GB	CPAC-RAM4GB	CPAC-RAM4GB-12400	CPAC-RAM6GB-12600	CPAC-RAM16GB-13000	CPAC-AM64GB-21000	CPAC-RAM12GB-21400	CPAC-RAM32GB-21000 CPAC-RAM48GB-21000	CPAC-RAM24GB-SAM108 CPAC-RAM48GB-SAM108
Capacity	4 GB	4 GB	4 GB	6 GB	16 GB	64 GB	12 GB	32 GB, 64 GB	24 GB, 48 GB
Type	DDR3	DDR3	DDR3	DDR3	DDR3	DDR3	DDR3	DDR3	DDR3 (VLP)
Number of Modules	1 x 4GB	1 x 4GB	1 x 4GB	6 x 1GB	4 x 4GB	8 x 8GB	6 x 2GB	8 x 4GB, 8 x 8GB	6 x 4GB, 6 x 8 GB
ECC	No	No	No	Yes	Yes	Yes	Yes	Yes	Yes

APPLIANCE RACK MOUNT OPTIONS

Slide rails provide easy and fast maintenance access for 4000, 12000, 13000 and 21000 Appliances in a standard 19-inch (48.26 cm) rack (see specification EIA-310-D).

SLIDING MOUNTING RAIL OPTIONS							
	4200	4400	4600	4800	12000	13000	21000
Sliding Rail	Optional	Optional	Optional	Included	Included	Included	Included

APPLIANCE RACK KITS		
APPLIANCE(S)	SKU	DEPTH
2200	CPAC-RM-2200	Shelf mount
4000, 12000	CPAC-RAILS CPAC-RAILS-EXT	22 in (55.9 cm) to 32 in (81.3 cm) 26 in (66 cm) to 36 in (91.4 cm)
13500	CPAC-RAIL-L CPAC-RAIL-EXT-L	22 in (55.9 cm) to 32 in (81.3 cm) 24 in (61 cm) to 36 in (91.4 cm)
21000		26 in (66 cm) to 35 in (88.9 cm)

APPLIANCE ACCESSORIES

41000 AND 61000 SECURITY SYSTEMS

CHASSIS OPTIONS

Two redundant Chassis Management Modules (CMM) continuously check and monitor the health of the chassis including fans, power supplies and Security Gateway Modules (SGM). The CMM also enables control of power to the SGM and the SSM (Security Switch Module) modules.

	41000	61000
Chassis Management Module	2	2
Cooling Fan	2 fan trays with 10 fans each	3 fan trays with 3 fans each
AC Power Supply Option	3	4
DC Power Supply Option	2	2

SECURITY GATEWAY MODULE (SGM) OPTIONS

Supporting from 1 to 4 in the 41000 and from 2 to 12 Security Gateway Modules (SGM) in the 61000, these platforms can scale as your business grows to enforce additional Software Blade security and network performance requirements.

	41000	61000
SGM220 (Default/Max)	0/0	0/12
SGM220T—NEBS Level 3 (Default/Max)	0/0	0/12
SGM260 (Default/Max)	1/4	2/12
Memory for SGM220 (Default/Max)	NA	12/24
Memory for SGM260 ¹ (Default/Max)	64/64	64/64

¹A 61000 with 4 x SSM160 and 10 x SGM260 provides the optimal performance

SECURITY SWITCH MODULE (SSM) OPTIONS

From 1 to 2 in the 41000 and from 2 to 4 redundant Security Switch Modules in the 61000, the SSMs provide the switching fabric, physical interfaces and routing functions for the Security System platforms.

	2 SECURITY SWITCH MODULES (SSM160)	4 SECURITY SWITCH MODULES (SSM160)
40GBase-F QSFP (Max ports)	4	8
10GBase-F SFP+ (Max ports with 4x10GbE QSFP splitters)	30	60
10GBase-F SFP+ (Max ports without 4x10GbE QSFP splitters)	14	28
1GbE copper or fiber (Max ports)	14	28

WE
SECURE
THE
FUTURE

APPLIANCE SPECIFICATIONS



APPLIANCE SPECIFICATIONS

SECURITY GATEWAY APPLIANCES			
	620/1120	640/1140	680/1180
PRODUCTION PERFORMANCE (SECURITYPOWER BENCHMARK)			
SecurityPower (SPU)	28	34	37
Firewall Throughput (Mbps)		Up to 350 ¹	
Firewall and IPS Throughput (Mbps)		Up to 30 ¹	
RFC 3511, 2544, 2647, 1242 PERFORMANCE TEST (LAB)			
Recommended Users	Up to 10	Up to 25	Up to 100
Firewall (Gbps)	0.75	1.0	1.5
VPN (Mbps)	140	175	220
IPS (Mbps) (Recommended Profile)	50	67	100
Antivirus (Mbps)	50	67	100
NETWORK			
1GbE LAN Interface	8	8	8
1GbE WAN Interface	1	1	1
1GbE DMZ Interface	1	1	1
ADSL2/ADSL2+ (Annex A or B)	Optional	Optional	Optional
802.11b/g/n Wireless	Optional	Optional	Optional
3G and 4G Modem Support	Yes	Yes	Yes
ADDITIONAL FEATURES			
USB Ports	2	2	2
PCI Express Slot	1	1	1
SD Memory Card Slot	1	1	1
PHYSICAL			
Enclosure	Desktop	Desktop	Desktop
Dimensions WxHxD (Metric)	22 x 4.4 x 15.24 cm		
Dimensions WxHxD (Standard)	8.75 x 1.75 x 6 in		
Weight	1.2 kg (2.65 lbs)		
POWER			
AC Input	110 – 240 VAC, 50 – 60 Hz		
Power Supply Rating	12V/2A DC 24W (Wired Models) 12V/2.5A DC 30W (ADSL2 & Wireless Models)		
Power Consumption (Max)	16.68 W		
Thermal Input (Max)	56.9 BTU		
CERTIFICATIONS			
Safety	UL/c-UL 60950-1_2nd_2007(US+CA) IEC 60950-1_2nd_2005-CB		
Emissions	EMC: EN55022+24_2007-ITE FCC: FCC P15B+ICES-003-ITE		

¹ Sizing recommendation based on number of users

APPLIANCE SPECIFICATIONS

SECURITY GATEWAY APPLIANCES					
	2200	4200	4400	4600	4800
	Small-Office	Enterprise Grade			
PRODUCTION PERFORMANCE (SECURITYPOWER BENCHMARK)					
SecurityPower	121	121	230	405	673
Firewall Throughput (Gbps)	1.4	1.4	2.2	3.4	5.8
Firewall and IPS Throughput (Mbps)	150	165	360	630	1100
RFC 3511, 2544, 2647, 1242 PERFORMANCE TEST (LAB)					
Firewall Throughput (Gbps)	3	3	5	9	11
VPN Throughput (Gbps)	0.4	0.4	1.2	1.5	2
IPS Recommended Profile (Gbps)	0.3	0.3	0.7	1	1.5
Connections Per Second (K)	25	25	40	50	70
Concurrent Sessions (M)	1.2	1.2	1.2	1.2	3.3 ²
NETWORK					
10/100/1000Base-T/Max Ports	6/6	4/8	8/12	8/12	8/16
1000Base-F SFP (MAX Ports)	NA	4	4	4	4
10GBase-F SFP+ (MAX Ports)	NA	NA	NA	NA	2
40GBase-F MAX Ports	NA	NA	NA	NA	NA
Expansion Slot	0	1	1	1	1
Fail-Open NIC Option	No	Yes	Yes	Yes	Yes
ADDITIONAL FEATURES					
Storage	250 GB	250 GB	250 GB	250 GB	250 GB
Memory (Default/Max)	4/4 GB	4/4 GB	4/4 GB	4/4 GB	4/8 GB
LOM Card	NA	NA	NA	NA	Included
VIRTUAL SYSTEMS					
Virtual Systems Support	Yes	Yes	Yes	Yes	Yes
Number of VS Supported (Default/Max) ²	3/3	3/3	10/10	10/10	25/25
PHYSICAL					
Enclosure	Desktop	1U	1U	1U	1U
Dimensions WxDxH (Standard)	8.27 x 8.25 x 1.65 in.	17.25 x 12.56 x 1.73 in.	17.25 x 12.56 x 1.73 in.	17.25 x 12.56 x 1.73 in.	17.25 x 16.14 x 1.73 in.
Dimensions WxDxH (Metric)	210 x 209.5 x 42 mm	439 x 320 x 44 mm	439 x 320 x 44 mm	439 x 320 x 44 mm	438 x 410 x 44 mm
Weight	2kg (4.4 lbs)	4kg (8.82 lbs)	7.5kg (16.53 lbs)	7.5kg (16.53 lbs)	7.6kg (16.76 lbs)
POWER					
Dual, Hot-Swappable Power Supplies	No	No	No	No	Optional
Power Input	100-240VAC, 47-63Hz				
Single Power Supply Rating	40W	100W	250W	250W	275W
Power Consumption (Max)	35W	57W	90W	90W	140W
DC Option	No	No	No	Optional ⁶	Optional ⁶

¹ With Security Acceleration Module
⁴ Per Security Gateway Module

² With memory upgrade and the GAIA OS
⁵ Includes 5 AC PSUs or 2 DC PSUs

³ Not including Security Switch Module Management Ports
⁶ Via a Solutions Center request

APPLIANCE SPECIFICATIONS

SECURITY GATEWAY APPLIANCES								
	12200	12400	12600	13500	13800	21400	21700	21800
	DATA CENTER GRADE			ULTRA-HIGH END				
PRODUCTION PERFORMANCE (SECURITYPOWER BENCHMARK)								
SecurityPower	811	1185	2050	3200	3800	2175/2900 ¹	3300/3551 ¹	4100/4300 ¹
Firewall Throughput (Gbps)	6.2	9.1	14	23.6	27.2	17.1	25.4	30.4
Firewall and IPS Throughput (Gbps)	1.28	2.11	3.58	5.7	6.4	3.67	5.7	6.9
RFC 3511, 2544, 2647, 1242 PERFORMANCE TEST (LAB)								
Firewall Throughput (Gbps)	15	25	30	77	77	50/110 ¹	78/110 ¹	78/110 ¹
VPN Throughput (Gbps)	2.5	3.5	7	17	18.3	7/50 ¹	11/50 ¹	23.5/50 ¹
IPS Recommended Profile (Gbps)	2.5	3.5	6	7.8	9.6	6	8	9.9
Connections Per Second (K)	90	110	130	178	190	130/300 ¹	170/300 ¹	198/300 ¹
Concurrent Sessions (M)	5 ²	5 ²	5 ²	28 ²	28 ²	10 ²	13 ²	28 ²
NETWORK								
10/100/1000Base-T/Max Ports	8/16	10/26	14/26	14/26	14/26	13/37	13/37	13/37
1000Base-F SFP (MAX Ports)	4	12	12	12	12	36	36	36
10GBase-F SFP+ (MAX Ports)	4	12	12	12	12	12	13	13
40GBase-F MAX Ports	NA	NA	NA	N/A	N/A	NA	N/A	N/A
Expansion Slot	1	3	3	3	3	3	3	3
Fail-Open NIC Option	Yes	Yes	Yes	Yes	Yes	No	No	No
ADDITIONAL FEATURES								
Storage	1+1 500 GB	1+1 500 GB	2x500 GB RAID 1	2x500GB RAID1	2x500GB RAID1	2x500 GB RAID 1	2x500GB RAID1	2x500GB RAID1
Memory (Default/Max)	4/12 GB	4/12 GB	6/12 GB	16/64 GB	16/64 GB	12/24 GB	16/64 GB	16/64 GB
LOM Card	Included	Included	Included	Included	Included	Included	Included	Included
VIRTUAL SYSTEMS								
Virtual Systems Support	Yes	Yes	Yes	Yes	Yes	Yes	Yes	Yes
Number of VS Supported (Default/Max) ²	25/50	25/75	75/150	150/250	150/250	125/250	150/250	150/250
PHYSICAL								
Enclosure	1U	2U	2U	2U	2U	2U	2U	2U
Dimensions WxDxH (Standard)	17.25 x 16.14 x 1.73 in.	17.24 x 22.13 x 3.46 in.	17.24 x 22.13 x 3.46 in.	17.4 x 23.6 x 3.5 in.	17.4 x 23.6 x 3.5 in.	17 x 28 x 3.5 in.	17 x 28 x 3.5 in.	17 x 28 x 3.5 in.
Dimensions WxDxH (Metric)	438 x 410 x 44 mm	438 x 562 x 88 mm	438 x 562 x 88 mm	442 x 600 x 88 mm	442 x 600 x 88 mm	431 x 710 x 88 mm	431 x 710 x 88 mm	431 x 710 x 88 mm
Weight	7.6kg (16.76 lbs)	23.4kg (51.6 lbs)	23.4kg (51.6 lbs)	17.5kg (38.6 lbs)	17.5kg (38.6 lbs)	26kg (57.4 lbs)	26kg (57.4 lbs)	26kg (57.4 lbs)
POWER								
Dual, Hot-Swappable Power Supplies	Optional	Yes	Yes	Yes	Yes	Yes	Yes	Yes
Power Input	100-240VAC, 47-63Hz							
Single Power Supply Rating	275W	300W	400W	600W	600W	910W	1200W	1200W
Power Consumption (Max)	121W	132W	220W	431W	431W	449W/744W ¹	489W/784W ¹	489W/784W ¹
DC Option	Optional ³	Optional ³	Optional ³	Optional	Optional	Optional ³	Optional ³	Optional ³

¹ With Security Acceleration Module

² With memory upgrade and the GAIA OS

³ Via a Solutions Center request

APPLIANCE SPECIFICATIONS

SECURITY GATEWAY APPLIANCES		
	41000	61000
	ULTRA-HIGH END	
PRODUCTION PERFORMANCE (SECURITYPOWER BENCHMARK)		
SecurityPower	3200 to 11000	3200 to 33000
Firewall Throughput (Gbps)	40	120
Firewall and IPS Throughput (Gbps)	25	70
RFC 3511, 2544, 2647, 1242 PERFORMANCE TEST (LAB)		
Firewall Throughput (Gbps)	Up to 80	Up to 400
VPN Throughput (Gbps)	Up to 40	Up to 110
IPS Recommended Profile (Gbps)	Up to 44	Up to 130
Connections Per Second (M)	Up to 1.1	Up to 3
Concurrent Sessions (M)	Up to 80	Up to 210
NETWORK		
10/100/1000Base-T/Max Ports	14	28
1000Base-F SFP (MAX Ports)	14	28
10GBase-F SFP+ (MAX Ports)	30	60
40GBase-F MAX Ports	4	8
Expansion Slots	6	14
ADDITIONAL FEATURES		
Memory (Default/Max)	64/64 GB	12/64 GB ¹
LOM Card	Included	Included
VIRTUAL SYSTEMS		
Virtual Systems Support	Yes	Yes
Number of VS Supported (Default/Max)	150/250	125/250
PHYSICAL		
Enclosure	6U	15U (with AC PSUs)
Dimensions WxDxH (Standard)	17.64 x 16.3 x 10.5 in	17.63 x 15.2 x 26.2 in
Dimensions WxDxH (Metric)	448 x 413.4 x 266.7 mm	448 x 385.6 x 665 mm
Weight	Max: 38.6 kg (84.9 lbs.)	Max: 65.84 kg (145.2 lbs.)
POWER		
Hot-Swappable Power Supplies	3 AC OR 2 DC	4 AC or 2 DC
Power Consumption (Max)	2300W	4900W

¹ 24 GB per SGM220, 64 GB per SGM260

APPLIANCE SPECIFICATIONS

VIRTUAL SYSTEMS

SPECIFICATIONS

Operating System Release	GAiA (R75.40VS) or later
Supported Gateways	Check Point Appliances and Open Servers ¹
Minimum Memory	2GB
Supported Technologies	ClusterXL, CoreXL, SSL inspection
Monitoring	Resource monitoring (CPU & Memory), per Virtual System SNMP monitoring

¹ Please see the appliances page for additional details

VIRTUAL SYSTEMS APPLIANCES

	4400 Single Unit	4400 VSLS	4600 Single Unit	4600 VSLS	4800 Single Unit	4800 VSLS
PERFORMANCE						
Firewall Throughput (Gbps)	5	9	9	16	11	20
VPN Throughput (Gbps)	1.2	2.1	1.5	2.7	2	3.6
Concurrent Sessions (M)	1.2	1.4	1.2	1.4	3.3 ¹	4 ¹
ADDITIONAL FEATURES						
Virtual Systems (Included/Capacity)	5/10	5/10	5/10	5/10	10/25	10/25
SOFTWARE BLADES						
Security Gateway	Firewall, IPsec VPN, Identity Awareness, IPS, URL Filtering, Application Control, Mobile Access, Anti-Bot, Antivirus, Advanced Networking & Clustering					

	12200 Single Unit	12200 VSLS	12400 Single Unit	12400 VSLS	12600 Single Unit	12600 VSLS	13500 Single Unit	13500 VSLS	13800 Single Unit	13800 VSLS
PERFORMANCE										
Firewall Throughput (Gbps)	15	27	25	45	30	54	77	138.6	77	138.6
VPN Throughput (Gbps)	2.5	4.5	3.5	6	6	10.5	17	30.6	18.3	32.9
Concurrent Sessions (M)	5 ¹	6 ¹	5 ¹	6 ¹	5 ¹	6 ¹	28 ¹	33.6 ¹	28 ¹	33.6 ¹
ADDITIONAL FEATURES										
Virtual Systems (Included/Capacity)	10/50	10/50	10/75	10/75	20/150	20/150	20/250	20/250	20/250	20/250
SOFTWARE BLADES										
Security Gateway	Firewall, IPsec VPN, Identity Awareness, IPS, URL Filtering, Application Control, Mobile Access, Anti-Bot, Antivirus, Advanced Networking & Clustering									

	21400 Single Unit	21400 VSLS	21700 Single Unit	21700 VSLS	21800 Single Unit	21800 VSLS
PERFORMANCE						
Firewall Throughput (Gbps)	50	90	75	141	78	141
VPN Throughput (Gbps)	7	12.5	8.5	27	23.5	42.3
Concurrent Sessions (M)	10 ¹	12 ¹	13 ¹	15.6 ¹	28 ¹	33.6 ¹
ADDITIONAL FEATURES						
Virtual Systems (Included/Capacity)	20/250	20/250	20/250	20/250	20/250	20/250
SOFTWARE BLADES						
Security Gateway	Firewall, IPsec VPN, Identity Awareness, IPS, URL Filtering, Application Control, Mobile Access, Anti-Bot, Antivirus, Advanced Networking & Clustering					

¹ With memory upgrade and GAiA OS

APPLIANCE SPECIFICATIONS

1200R

Network Grade	Distributed Networks
PRODUCTION PERFORMANCE (SECURITY POWER BENCHMARK)	
SecurityPower	49
Firewall (Mbps)	700
Firewall and IPS (Mbps)	60
RFC 3511, 2544, 2647, 1242 PERFORMANCE TESTS (LAB)	
Firewall Throughput (Gbps)	2
VPN Throughput (Mbps)	450
Connections Per Second (K)	10
Concurrent Sessions (K)	400
NETWORK	
10/100/1000Base-T (Max)	6
1000Base-F (Max)	2
ADDITIONAL FEATURES	
3G/4G	Yes
Serial Console Port	Yes
Mount Options	DIN rail
MTBF	300,000 hours
CERTIFICATIONS	
Industrial	IEC 61850-3, IEEE 1613, IEC 60068-2
OPERATING ENVIRONMENT	
Temperature	-40° to 167°F / -40° to 75°C
Humidity	20%-90% (non-condensing)
PHYSICAL	
Enclosure	Desktop
Weight	1.2 kg (2.65 lbs.)
POWER	
AC	100-240V, 50 - 60 Hz
DC	12V-72V, -48V DC
Power Consumption (Max)	15W

APPLIANCE SPECIFICATIONS

DDOS PROTECTOR										
	506	1006	2006	4412	8412	12412	10420	20420	30420	40420
NETWORK GRADE	ENTERPRISE			DATACENTER			CARRIER			
PERFORMANCE¹										
Capacity (Gbps) ²	0.5	1	2	4	8	14	10	20	30	40
Throughput (Gbps) ²	0.5	1	2	4	8	12	10	20	30	40
Max Concurrent Sessions (M)	2	2	2	4	4	4	6	6	6	6
Max DoS Flood Attack Prevention Rate (M)pps	1	1	1	10	10	10	25	25	25	25
Latency	< 60 micro seconds									
Real-Time Signatures	Detect and protect against attacks in less than 18 seconds									
NETWORK										
Inspection Ports										
10/100/1000 Copper Ethernet	4	4	4	8	8	8	-	-	-	-
1GbE Fiber (SFP)	2	2	2	4	4	4	-	-	-	-
10GbE Fiber (XFP)	-	-	-	4	4	4	-	-	-	-
1/10 GbE (SFP+)	-	-	-	-	-	-	20	20	20	20
40 GbE (QSFP+)	-	-	-	-	-	-	4	4	4	4
Management Ports										
10/100/1000 Copper	2	2	2	2	2	2	2	2	2	2
RS-232 Console	1	1	1	1	1	1	1	1	1	1
OPERATION MODE										
Network Operation	Transparent L2 Forwarding									
Deployment Modes	In-line; span port monitoring; copy port monitoring; local out-of-path; out-of-path mitigation (scrubbing center solution)									
Tunneling Protocols Support	VLAN Tagging, L2TP, MPLS, GRE, GTP									
IPv6	Support IPv6 networks and block IPv6 attacks									
Policy Action	Block and Report; Report Only									
Block Actions	Drop packet, reset (source, destination, both), suspend (source, source port, destination, destination port or any combination); Challenge-Response for HTTP and DNS attacks									
HIGH AVAILABILITY										
Fail-open / Fail-close	Internal fail-open/fail-close for copper ports; internal fail-close for SFP ports; optional fail-open for SFP ports ³			Internal fail-open/fail-close for copper ports; internal fail-close for SFP and XFP ports; optional fail-open for SFP and XFP ports ⁴			Internal fail-close for SFP+ and QSFP+ ports; optional fail-open for SFP+ and QSFP+ ports ⁴			
Clustering	Active-Passive Cluster									
PHYSICAL										
Enclosure	1U			2U						
POWER										
Dual Power Supply	Optional			Yes - Hot Swappable						
Power Consumption (Max)	177W			476W			634W			

¹ Actual performance figures may change per network configuration, traffic type, etc.
² Throughput is measured with behavioral and signature protections using the eCommerce protection profile
³ External fiber fail-open switch with SFP ports is available at additional cost
⁴ External fiber fail-open switches with SFP or XFP ports are available at additional cost

APPLIANCE SPECIFICATIONS

SMART-1 APPLIANCES					
	205	210	225	3050	3150
	ENTERPRISE GRADE			ULTRA HIGH END	
POLICY & LOG PERFORMANCE					
Managed Gateways	5	10	25	50	150+ ¹
Maximum Domains (Multi-Domain Management)	-	-	-	50	200
Indexed Logs/Sec	3,000	5,000	11,000	26,000	44,000
SMART-1 EVENT PERFORMANCE					
Event Logs/Sec	280	480	950 ²	3,000 ³	7,500 ⁴
GB of Logs/Day	3.5	6.5	13	40	100
HARDWARE SPECIFICATIONS					
Storage (HDD)	1 x 1 TB	1 x 2 TB	2 x 2 TB	4 x 2 TB	Up to 12 x 2TB (default 6 x 2TB)
RAID Type	-	-	1	5, 10 (default 10)	5, 6, 10, 50, 60 (default 6/60 for 6/12 HDD)
Storage (SSD)	-	-	-	-	2 slots (Future option)
Memory Extension (RAM)	-	-	up to 32GB (default 16GB)	up to 256GB (default 32GB)	up to 256GB (default 64GB)
INTERFACES					
Built-in Network Interfaces	4xCopper GbE	4xCopper GbE	4xCopper GbE	4xCopper GbE	4xCopper GbE
Extended Network Interfaces	-	-	-	Variety of optional 1GbE and 10GbE network interface cards	Variety of optional 1GbE and 10GbE network interface cards
Fiber Channel SAN Card	-	-	Optional	Optional	Optional
Management (Console Port)	1xRJ45	1xRJ45	1xRJ45	1xRJ45	1xRJ45
Out-of-band Management (LOM)	-	-	1xGbE Port	1xGbE Port	1xGbE Port
USB Ports	2	2	2	2	2
ADDITIONAL FEATURES					
Management HA	Included	Included	Included	Included	Included
LCD Display	Yes	Yes	Yes	Yes	Yes
PHYSICAL					
Enclosure	1U	1U	1U	2U	3U
Dimensions—Standard (w, d, h)	16.97 x 11.52 x 1.73 in.	16.97 x 10.89 x 1.73 in.	17.4 x 21.77 x 1.73 in.	17.4 x 23.66 x 3.5 in.	17.4 x 24.85 x 5.2 in.
Dimensions—Metric(w, d, h)	431 x 292.5 x 44 mm	431 x 292.5 x 44 mm	442 x 553 x 44 mm	442 x 601x 87.8 mm	442 x 631.1 x 132 mm
Weight	7kg (15.43 lbs.)	7kg (15.43 lbs.)	10kg (22.04 lbs.)	25kg (55.12lbs.)	32kg (70.55 lbs.)
POWER					
Dual, Hot-Swappable Power Supplies	No	No	Yes	Yes	Yes
Power Input	AC 100 ~ 240V @ 50 ~ 60Hz	AC 100 ~ 240V @ 50 ~ 60Hz	AC 100 ~ 240V @ 50 ~ 60Hz	AC 100 ~ 240V @ 50 ~ 60Hz	AC 100 ~ 240V @ 50 ~ 60Hz
DC Option	Yes	Yes	Yes	Yes	Yes
Power Supply Spec (max)	150W	150W	2 x 275W	2 x 600W	2x800W
Power Consumption (max)	70.5W	70.5W	171W	399.6W	505.3W
CERTIFICATIONS					
Safety	CE, UL				
Emissions	FCC Class A				
Environment	RoHS				

¹ Managing up to 5000 Check Point 1100 Appliances ² with 32GB RAM ³ with 128GB RAM ⁴ with 256GB RAM

Contact Check Point now

www.checkpoint.com/contactus

By phone in the US: 1-800-429-4391 option 5 or
1-650-628-2000



Check Point[®]
SOFTWARE TECHNOLOGIES LTD.

CONTACT CHECK POINT

Worldwide Headquarters

5 Ha'Solelim Street, Tel Aviv 67897, Israel | Tel: 972-3-753-4555 | Fax: 972-3-624-1100 | Email: info@checkpoint.com

U.S. Headquarters

959 Skyway Road, Suite 300, San Carlos, CA 94070 | Tel: 800-429-4391; 650-628-2000 | Fax: 650-654-4233 | www.checkpoint.com

©2003-2015 Check Point Software Technologies Ltd. All rights reserved. Check Point, AlertAdvisor, Application Intelligence, Check Point 2200, Check Point 4000 Appliances, Check Point 4200, Check Point 4600, Check Point 4800, Check Point 12000 Appliances, Check Point 12200, Check Point 12400, Check Point 12600, Check Point 21400, Check Point 6100 Security System, Check Point Anti-Bot Software Blade, Check Point Application Control Software Blade, Check Point Data Loss Prevention, Check Point DLP, Check Point DLP-1, Check Point Endpoint Security, Check Point Endpoint Security On Demand, the Check Point logo, Check Point Full Disk Encryption, Check Point GO, Check Point Horizon Manager, Check Point Identity Awareness, Check Point IPS, Check Point IPSec VPN, Check Point Media Encryption, Check Point Mobile, Check Point Mobile Access, Check Point NAC, Check Point Network Voyager, Check Point OneCheck, Check Point R75, Check Point Security Gateway, Check Point Update Service, Check Point WebCheck, ClusterXL, Confidence Indexing, ConnectControl, Connectra, Connectra Accelerator Card, Cooperative Enforcement, Cooperative Security Alliance, CoreXL, DefenseNet, DynamicID, Endpoint Connect VPN Client, Endpoint Security, Eventia, Eventia Analyzer, Eventia Reporter, Eventia Suite, FireWall-1, FireWall-1 GX, FireWall-1 SecureServer, FloodGate-1, Hacker ID, Hybrid Detection Engine, IMsecure, INSPECT, INSPECT XL, Integrity, Integrity Clientless Security, Integrity SecureClient, InterSpect, IP Appliances, IPS-1, IPS Software Blade, IPSO, R75, Software Blade, IQ Engine, MailSafe, the More, better, Simpler Security logo, Multi-Domain Security Management, MultiSpect, NG, NGX, Open Security Extension, OPSEC, OSFirewall, Pointsec, Pointsec Mobile, Pointsec PC, Pointsec Protector, Policy Lifecycle Management, Power-1, Provider-1, PureAdvantage, PURE Security, the puresecurity logo, Safe@Home, Safe@Office, Secure Virtual Workspace, SecureClient, SecureClient Mobile, SecureKnowledge, SecurePlatform, SecurePlatform Pro, SecuRemote, SecureServer, SecureUpdate, SecureXL, SecureXL Turbocard, Security Management Portal, SecurityPower, Series 80 Appliance, SiteManager-1, Smart-1, SmartCenter, SmartCenter Power, SmartCenter Pro, SmartCenter UTM, SmartConsole, SmartDashboard, SmartDefense, SmartDefense Advisor, SmartEvent, Smarter Security, SmartLSM, SmartMap, SmartPortal, SmartProvisioning, SmartReporter, SmartUpdate, SmartView, SmartView Monitor, SmartView Reporter, SmartView Status, SmartViewTracker, SmartWorkflow, SMP, SMP On-Demand, SocialGuard, SofaWare, Software Blade Architecture, the softwareblades logo, SSL Network Extender, Stateful Clustering, Total Security, the totalsecurity logo, TrueVector, UserCheck, UTM-1, UTM-1 Edge, UTM-1 Edge Industrial, UTM-1 Total Security, VPN-1, VPN-1 Edge, VPN-1 MASS, VPN-1 Power, VPN-1 Power Multi-core, VPN-1 Power VSX, VPN-1 Pro, VPN-1 SecureClient, VPN-1 SecuRemote, VPN-1 SecureServer, VPN-1 UTM, VPN-1 UTM Edge, VPN-1 VE, VPN-1 VSX, VSX-1, Web Intelligence, ZoneAlarm, ZoneAlarm Antivirus + Firewall, ZoneAlarm DataLock, ZoneAlarm Extreme Security, ZoneAlarm ForceField, ZoneAlarm Free Firewall, ZoneAlarm Pro Firewall, ZoneAlarm Internet Security Suite, ZoneAlarm Security Toolbar, ZoneAlarm Secure Wireless Router, Zone Labs, and the Zone Labs logo are trademarks or registered trademarks of Check Point Software Technologies Ltd. or its affiliates. ZoneAlarm is a Check Point Software Technologies, Inc. Company. All other product names mentioned herein are trademarks or registered trademarks of their respective owners. The products described in this document are protected by U.S. Patent No. 5,606,668, 5,835,726, 5,987,611, 6,496,935, 6,873,988, 6,850,943, 7,165,076, 7,540,013, 7,725,737 and 7,788,726 and may be protected by other U.S. Patents, foreign patents, or pending applications.